



*Excellence in Electronics*

**TYPE  
CK5875**

The CK5875 is a filament type, fully shielded, sharp-cutoff pentode of subminiature construction designed for use as a blocking oscillator in radiosonde applications. The flexible terminal leads may be soldered or welded directly to the terminals of circuit components without the use of sockets. Standard subminiature sockets may be used by cutting the leads to 0,20" length.

**MECHANICAL DATA**

**ENVELOPE:** T-2 X3 Glass ●

**BASE:** None (0.016" tinned flexible leads. Length: 1.5" min. Spacing: 0.048" center-to-center)

**TERMINAL CONNECTIONS:** (Red Dot is adjacent to Lead 1)

- Lead 1 Plate
- Lead 2 Grid #2
- Lead 3 Filament, Negative; Shield; Grid #3 †
- Lead 4 Grid #1
- Lead 5 Filament, Positive; Grid #3 †

**MOUNTING POSITION:** Any

**ELECTRICAL DATA**

**DIRECT INTERELECTRODE CAPACITANCES:** (μfds.)

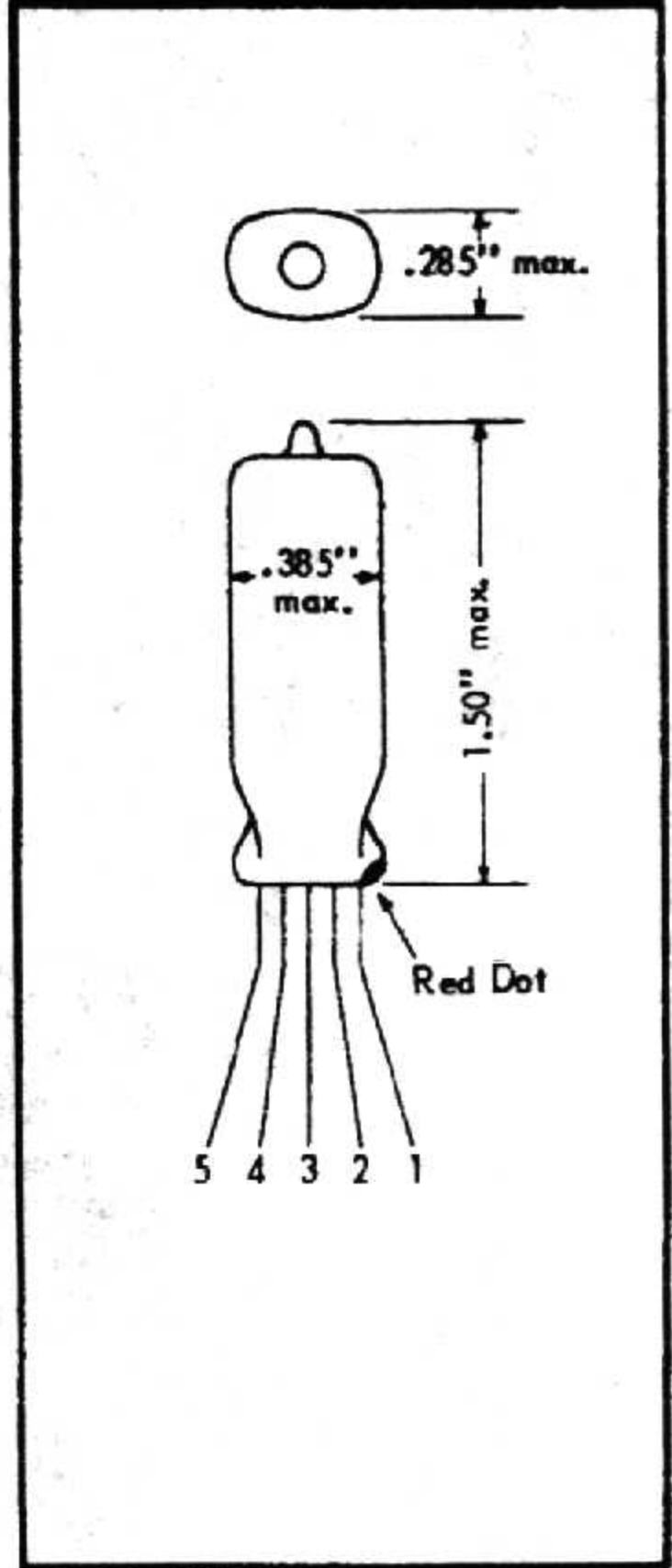
- Grid to Plate (g1 to p) 0.03 max.
- Input: g1 to (f+g2+g3+shd.) 4.0
- Output: p to (f+g2+g3+shd.) 4.0

**RATINGS-ABSOLUTE MAXIMUM VALUES:**

- Filament Voltage (dc) 1.25 ± 20% volts
- Plate Voltage 100 volts
- Grid #2 Voltage 100 volts
- Total Cathode Current 7.0 ma.

**CHARACTERISTICS AND TYPICAL OPERATION-CLASS A1 AMPLIFIER:**

- Filament Voltage (dc) 1.25 volts
- Filament Current 100 ma.
- Plate Voltage 90 volts
- Grid #2 Voltage 90 volts
- Grid #1 Voltage 0 volts
- Transconductance 2500 μmhos
- Plate Current 3.5 ma.
- Grid #2 Current 0.9 ma.
- Grid #1 Voltage (approx.) for Gm= 10 μmhos -3.5 volts



● Bulb is entirely coated with a metallic shield connected to lead 3:

† Grid #3 is comprised of two separate deflector plates, one of which is connected to lead 3 and the other to lead 5.

Tentative Data

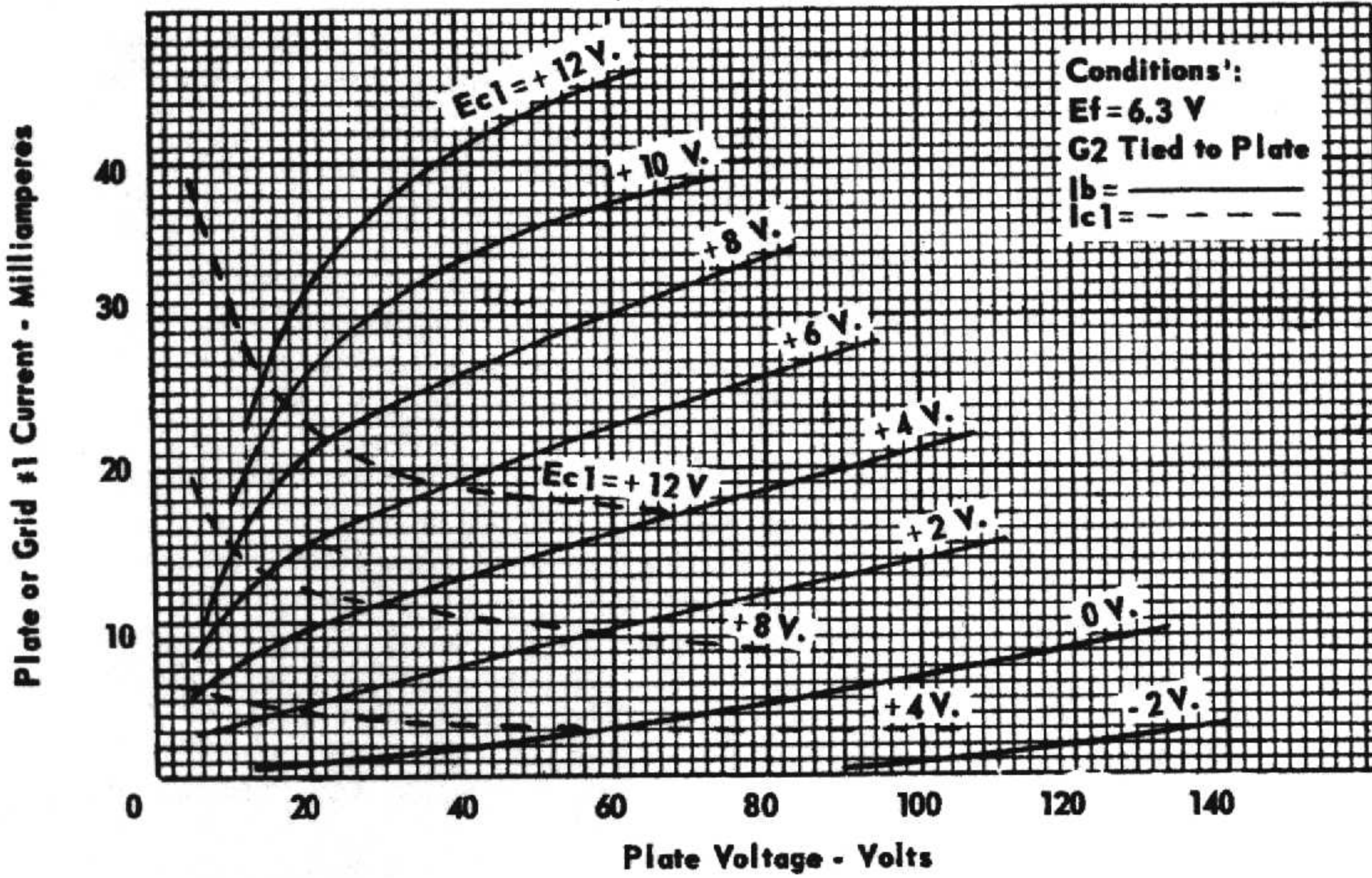
**INDUSTRIAL TUBE DIVISION**

**RAYTHEON MANUFACTURING COMPANY**

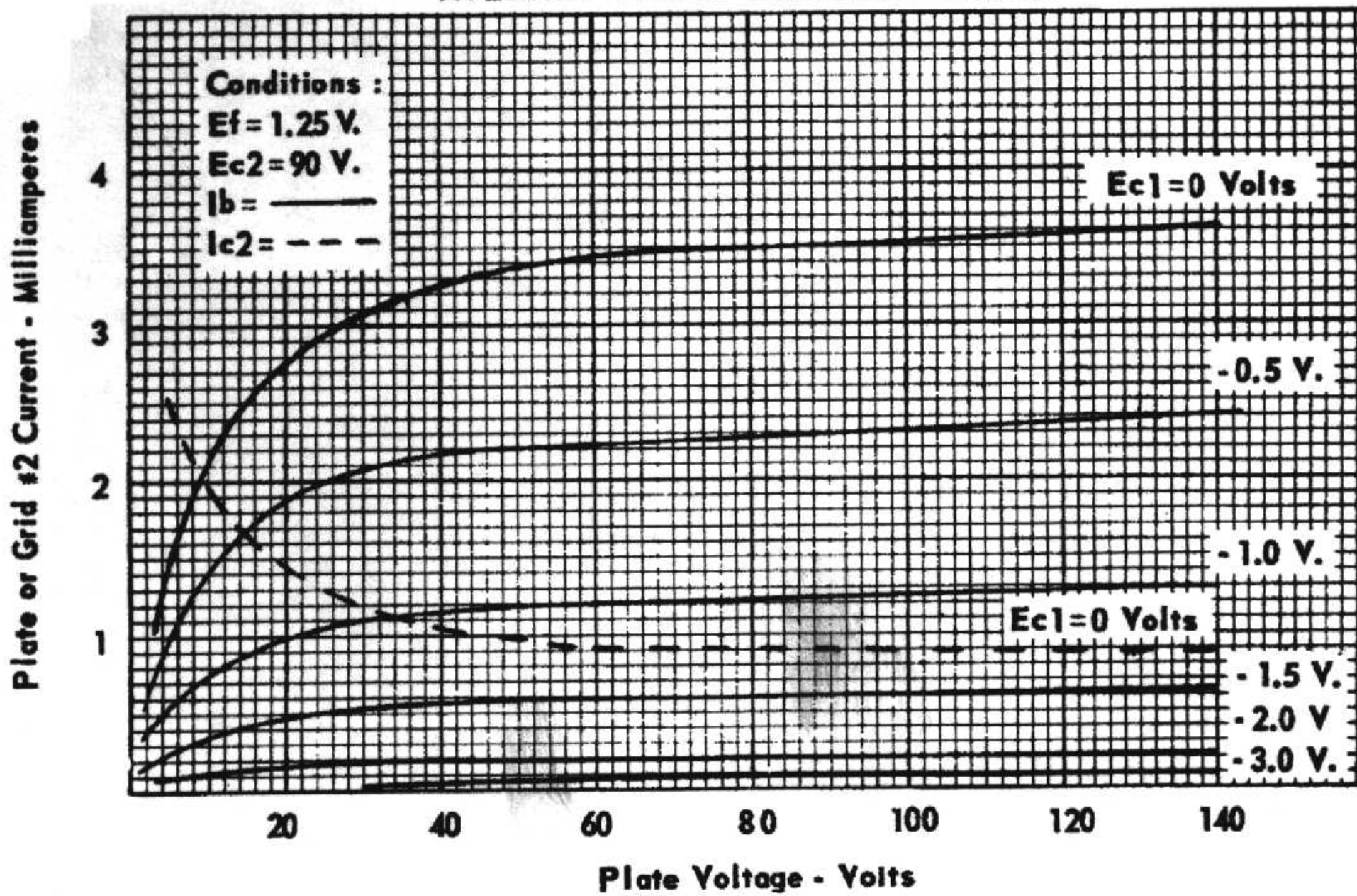


SUBMINIATURE PENTODE

AVERAGE PLATE CHARACTERISTICS  
(Triode Connected)



AVERAGE PLATE CHARACTERISTICS



INDUSTRIAL TUBE DIVISION

RAYTHEON MANUFACTURING COMPANY